



# WebQuest

Introductory Level -  
Fossil Fools





TITLE OF THE WEBQUEST:

Fossil Fools

LEVEL OF THE WEBQUEST

Introductory Level

## INTRODUCTION


**What are Fossil Fuels and Are we becoming Fossil Fools because of our actions.**



The most popular fossil fuels that we use every day are coal, oil, and natural gas. Fossil fuels are made from deceased and decayed plants and animals that were buried hundreds of millions of years ago. When we burn fossil fuels, harmful chemicals such as carbon dioxide, methane and nitrogen are released into the air that damage the earth's atmosphere. This contributes to global warming. The burning of fossil fuels and how we use them causes what is known as the 'greenhouse effect'.

We use fossil fuels to provide 80% of the world's energy. This is a huge percentage and means that today we are still very dependent on this type of fuel to create electricity. Not only do fossil fuels release harmful chemicals, we also only have a limited supply of them on the earth as they are non-renewable sources of energy.

However, do not despair, all is not lost. The way forward is to switch to renewable sources of energy such as wind, water, and solar energy. These types of energy are in infinite supply, reduce air pollution and greenhouse gases – this will protect our planet.





## TASKS

### No one is too small to make a difference (Greta Thunberg)


You have learned how fossil fuels contribute to global warming and now you want to make a difference.

You think it would be great to tell others in your school how important it is to make little changes to our daily activities that can combat climate change and reduce our fossil fuel consumption. You want to look after the planet and encourage others to do the same.

Firstly, you need to find out facts and information about how people can make small changes that will lower their carbon footprint. You hope that this will help your school and even members within your community to make a difference to help the planet.

To get the message out and to spread the word, you will create a poster that you can hang up in your school to show the teachers and students how they can help the planet.

In this WebQuest, you will follow the steps below helping you and your classmates to learn about fossil fuels and how they affect the environment. You will make the poster working in small groups of 2 or 3 students. At the end, you can present your poster to your school and encourage others to





make a *big* difference through *small* actions. You hope that this will help others to discover ways that they can start to make a change. Let's get started!

## PROCESS

### Step 1: Finding the Facts and Figures

To begin, think about all the information, pictures, and interesting facts that you want to include in your poster. You need to make sure that you mention what fossil fuels are and how they are bad for the planet.

To find out about **what fossil fuels are**, by click on the following links:

What are Fossil Fuels? [https://kids.kiddle.co/Fossil\\_fuel](https://kids.kiddle.co/Fossil_fuel)

Fossil Fuel 101: <https://www.youtube.com/watch?v=zaXBVYr9Ij0>

The Story of Fossil Fuels: <https://climatekids.nasa.gov/fossil-fuels-coal/>

To find out about negative **impact of fossil fuels**, click on the following links:

300 Years of Fossil Fuels in 300 seconds: <https://youtu.be/cJ-J91SwP8w>

To find out about how to **reduce fossil fuel use and why it is important**, click on the following links:

Imagining a world without fossil fuels: [https://www.youtube.com/watch?v=laqAyc\\_Q9mM](https://www.youtube.com/watch?v=laqAyc_Q9mM)


How to reduce fossil fuel use: <https://www.wikihow.com/Conserve-Fossil-Fuels>

### Step 2: How not to be a fossil fool:

You want to let people know how important it is to use alternative sources of energy and learn not to rely solely on the use of fossil fuels. You know that by helping people to understand the problem and how to make small changes in our lives can be a very good way to help protect the planet. You decide to find out how we can all use less fossil fuels in our daily lives and what other options we have instead.

Here are some ideas to help you:

- Use a bicycle, public transport, or car sharing
- Choose products that are not packaged in plastic
- Don't forget to recycle or reuse the packaging
- Buy organic fruits and vegetables
- Buy shampoo and soap that is made with natural ingredients.





- Buy local produce. In this way the consumption of fuels used for transport is reduced.

For more information on **how to use less fossil fuels**, click on the following links:

Sustainable living: <http://www.askaboutireland.ie/enfo/sustainable-living/how-to/use-less-fossil-fuels/>

Alternatives to fossil fuel use: [https://www.youtube.com/watch?v=Giek094C\\_l4](https://www.youtube.com/watch?v=Giek094C_l4)

Renewable Energy: [https://www.ducksters.com/science/environment/renewable\\_energy.php](https://www.ducksters.com/science/environment/renewable_energy.php)

Renewable resources: [https://kids.kiddle.co/Renewable\\_resource](https://kids.kiddle.co/Renewable_resource)



### Step 3: Design Time

Now that you know all about what fossil fuels are, and how they are harmful to the environment it's now time to start designing your poster. You want your poster to be colourful and exciting with clear information (real facts and images) so that people are aware of how easy it is to reduce their use of fossil fuels. You can search the internet for great examples of posters or perhaps you have some creative ideas of your own!

For **tips on how to create a poster**, click on the following links:


How to make an eye-catching poster: <https://venngage.com/blog/poster-design/>

How to design a poster: <https://www.youtube.com/watch?v=xftl5rqCJ8>

For **resources to create your poster online**, click on the following links:

Poster designer: <https://www.designcap.com/poster/kids.html>

Kids Poster templates: <https://www.canva.com/posters/templates/kids/>





## EVALUATION

At the end of this WebQuest, the teacher can use these questions to find out how the students felt about this activity:

- What did you learn from this activity? Can you mention three things you found interesting?
- Why it is important to cut down on our use of fossil fuels?
- Can you explain why it is important to protect the environment?
- What do you think is the most important thing you learned today that you could tell your friend or family member?




## CONCLUSION

Congratulations! You and your classmates have successfully discovered and raised awareness about how not to be a fossil fool. You made great posters and helped all the people in your school to start to think about how they are using fossil fuels, the dangers of using them, and how they are harming the planet.

You learned that every little act makes a positive difference and that by Saving Energy = We are Saving the Earth

Remember that you can:





Co-funded by the  
Erasmus+ Programme  
of the European Union

# GRETA

SAVE WATER



RECYCLE



TURN OFF THE LIGHTS



CUT DOWN ON PAPER



USE PUBLIC TRANSPORT




BUY LOCAL PRODUCE



AVOID USING DISPOSABLE ITEMS


AVOID FAST-FASHION





Co-funded by the  
Erasmus+ Programme  
of the European Union

# GRETA







# GRETA

**Challenge-based Learning in Primary Schools for Climate Change Awareness**



Istituto Comprensivo "Don Milani" di Lanciano



Co-funded by the  
Erasmus+ Programme  
of the European Union

"The European Commission's support for the production of this publication does not constitute an endorsement of the contents, which reflect the views only of the authors, and the Commission cannot be held responsible for any use which may be made of the information contained therein."

Project Number: 2020-1-EL01-KA201-078808